

INSTALLATION & MAINTENANCE GUIDE

AMP[®] Lighting

AMP[®] Low Voltage Landscape Lighting

AMP[®] Slimline Mechanical Timer

VAC-SLMTIMER1

Help Hotline:

1-813-978-3900 • Mon-Fri 9am-6pm (EST)

www.amplighting.com

! Important Safety Instructions: Read Before Installation

This timer is intended for installation in accordance with local codes and the National Electric Code (NEC). Failure to adhere to these codes and instructions may result in serious injury, property damage and void the warranty.

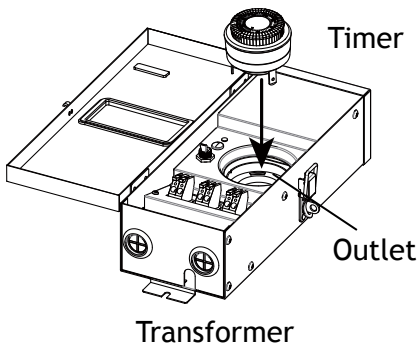
These instructions do not intend to cover all variations in installation, operation maintenance or mounting situations.

1. For indoor use only.
2. Do not use with any device which exceeds capacity of timer.

Ratings: 125VAC, 60Hz.
15A Resistive or general purpose.
1250W Tungsten, 1/2HP

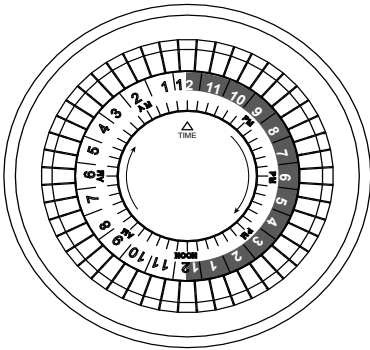
3. Always ensure that device plug is fully inserted into timer.
4. If timer needs cleaning, unplug and wipe with a dry cloth.
5. Do not immerse in water or any liquid.

1 Install Timer to Transformer



Open the transformer and install the timer into the outlet properly. If there is a pre-installed timer in the transformer, remove it before installing the new timer.

1 Set the Time



Before setting your desired timer functions, twist the timer so the arrow is pointing to the current time.

See below for how to use the timer setting and functions.

Timer Setting and Functions

Setting On/Off Periods:

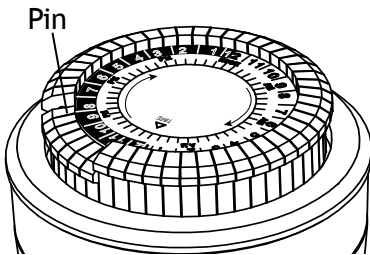
Note the arrows on the timer move clockwise.

Each pin represents 30 minutes:
2 pins = 1 hour.

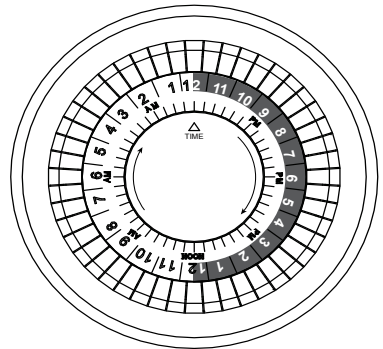
Pins that are down represent the times the timer is on.
Pins that are up represent the times the timer is off.

The timer can set up to 48 On/Off commands a day.

Using your finger, pen or screwdriver pull up all the pins that correspond to the times you would like the timer to be off. Then make sure the pins are pushed down for all the times you want the timer on.



Represents timer that will come on at 8:00PM and shut off at 11:30PM.



AMP[®] Lighting

Help Hotline:

1-813-978-3900 • Mon-Fri 9am-6pm (EST)

Specifications and product details subject to change without notice.
© Copyright 2020, AMP[®] Lighting, Lutz FL USA 33549 • All rights reserved.
customersupport@amplighting.com • 813.978.3900

www.amplighting.com

IS-VAC-SLMTIMER1A-ver1.pdf