

## INSTALLATION INSTRUCTIONS



VOLT® Low Voltage Landscape Lighting  
VOLT® Up/Down Integrated LED Deck Light  
VDL-6007

---

### Help Hotline:

1-813-978-3700 • Mon-Fri 8am-8pm • Sat-Sun 10am - 6pm (EST)

Specifications and product details subject to change without notice.  
© Copyright 2021, VOLT® Lighting, Lutz FL USA 33549 • All rights reserved.  
[customersupport@voltlighting.com](mailto:customersupport@voltlighting.com) • 813.978.3700

## INSTALLATION INSTRUCTIONS



VOLT® Up/ Down Integrated LED Deck Light  
VDL-6007

### Important: Please Read Before Installation

This luminaire is intended for installation in accordance with local codes and the National Electric Code (NEC). Failure to adhere to these codes and instructions may result in serious injury, property damage and void the warranty.

These instructions do not intend to cover all variations in installation, operation maintenance or mounting situations.

1. Make sure that the power is turned OFF before installing or servicing this luminaire.
2. **WARNING:** risk of electrical shock. Install all luminaires 10 feet (3.05M) or more from pool, spa or fountain.
3. This luminaire is intended to be used only with a power supply (transformer) rated maximum of 300 watts (25 AMPS) at 15 volts.
4. Wiring connections must be made with UL listed wire connectors that are suitable for outdoor use.
5. Position the low voltage wire and wire connector so that it is located within 6 inches (15.2 cm) from a building structure, a luminaire or fitting.
6. The main low voltage cable is intended for shallow burial - less than 6 inches (152 mm.)
7. If additional lengths of low voltage cable is required, please contact [www.voltlighting.com](http://www.voltlighting.com) or call 1-813-978-3700.

### Important Safety Instructions

#### **INSTRUCTIONS PERTAINING TO A RISK OF FIRE, OR INJURY TO PERSONS**

##### **Lighted lamp is HOT!**

**WARNING** – To reduce the risk of FIRE OR INJURY TO PERSONS.

1. Turn off/unplug and allow to cool before replacing lamp.
2. Lamp gets HOT quickly! Contact only switch/plug when turning on.
3. Do not touch the hot lens, guard or enclosure.
4. Keep lamp away from materials that may burn.
5. Do not touch lamp at any time. Use a soft cloth. Oil from skin may damage lamp.
6. Do not operate the luminaire fitting with a missing or damage shield.

## INSTALLATION INSTRUCTIONS



VOLT® Up/ Down Integrated LED Deck Light  
VDL-6007

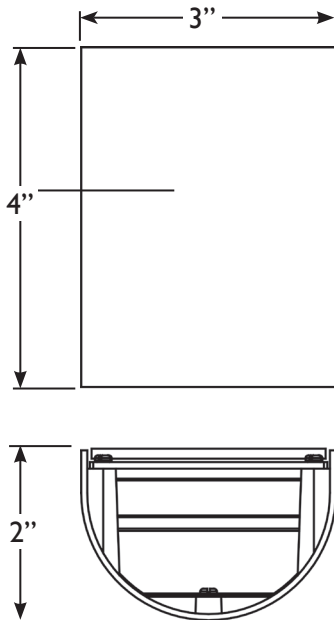
### Package Contents

- A. (1) Fixture

### Parts Required (Sold Separately)

- A. (2) lock screws (sold separately)      B. (2) wall anchors (sold separately)

### Product Dimensions

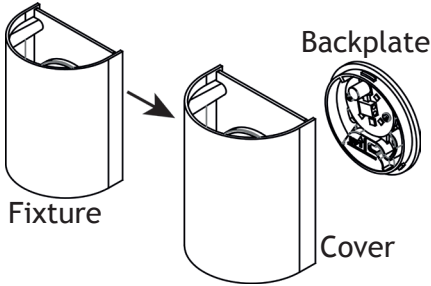


## INSTALLATION INSTRUCTIONS



VOLT® Up/ Down Integrated LED Deck Light  
VDL-6007

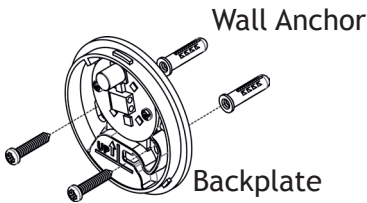
### 1 Separate Cover and Backplate



Rotate the cover clockwise until it stops and then lift the cover straight off.

Note: The first time it may be difficult because the fixture has a very tight o-ring seal and a grease sealant for moisture protection.

### 2 Install Backplate



Lock Screw (not included)

Hold the base in the correct direction as indicated by the arrow on it. Attach the base onto the desired location and secure with the lock screws.

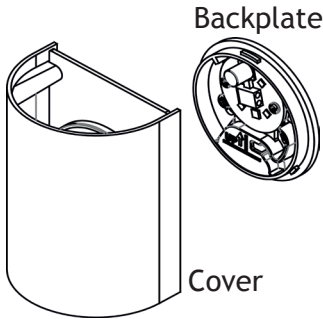
Note: Wall anchors are required for certain installation conditions (brick walls, concrete walls, etc.) Use the holes in the base to mark where to put the holes in the wall. Remove the base and drill the proper holes in the wall, then insert the wall anchors.

## INSTALLATION INSTRUCTIONS



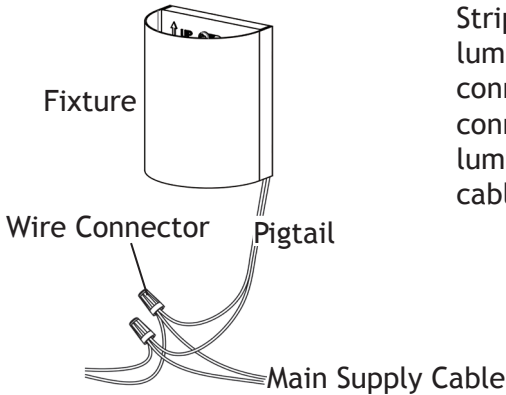
VOLT® Up/ Down Integrated LED Deck Light  
VDL-6007

### 3 Attach Cover to Backplate



Push the shade hard onto the backplate aligning the gaps (air tighten moisture proof fixtures require some force to get the air out). Once the shade is flush with the backplate, rotate the shade until it stops and locks into place.

### 4 Wire Connections



Strip both leads from the luminaire pigtail. Using two wire connectors (sold separately), connect the leads from the luminaire to the main supply cable leads.

INSTALLATION INSTRUCTIONS



VOLT® Up/ Down Integrated LED Deck Light  
VDL-6007





**Help Hotline:**

**1-813-978-3700 • Mon-Fri 8am-8pm • Sat-Sun 10am - 6pm (EST)**

[www.voltlighting.com](http://www.voltlighting.com)

Specifications and product details subject to change without notice.  
© Copyright 2021, VOLT® Lighting, Lutz FL USA 33549 • All rights reserved. [customersupport@voltlighting.com](mailto:customersupport@voltlighting.com) • 813.978.3700