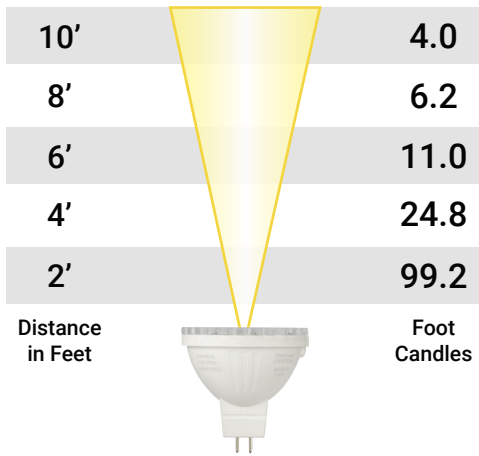




PRODUCT SPECIFICATIONS

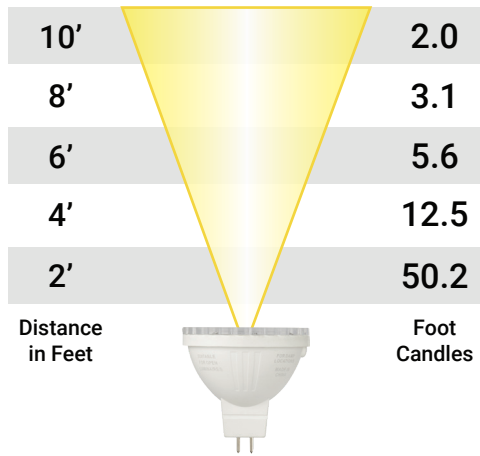
AMP® 12V LED Lamps Single Source ABA MR16 Series



MR16-20-27-ABA1-20C

Wattage: 3

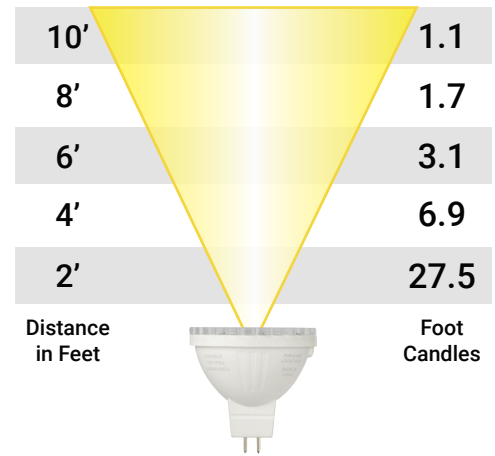
Beam Spread: 20°



MR16-20-27-ABA1-40C

Wattage: 3

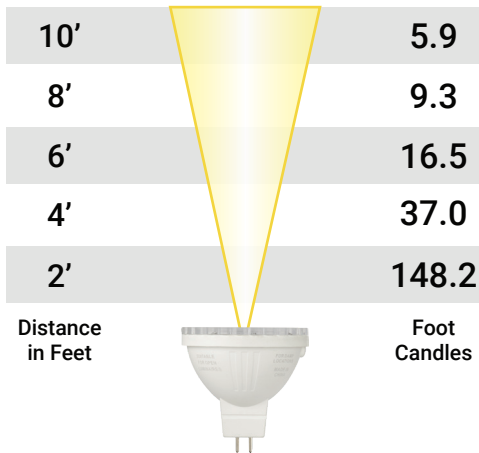
Beam Spread: 40°



MR16-20-27-ABA1-60C

Wattage: 3

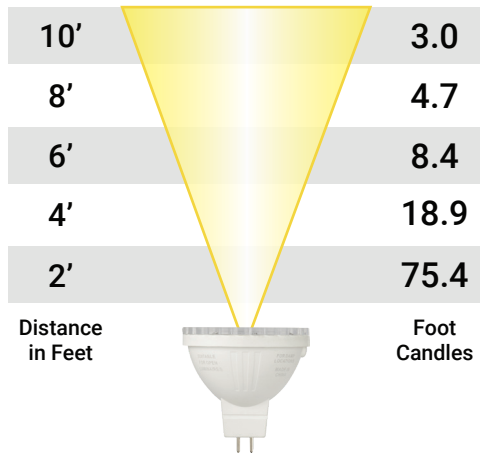
Beam Spread: 60°



MR16-30-27-ABA1-20C

Wattage: 5

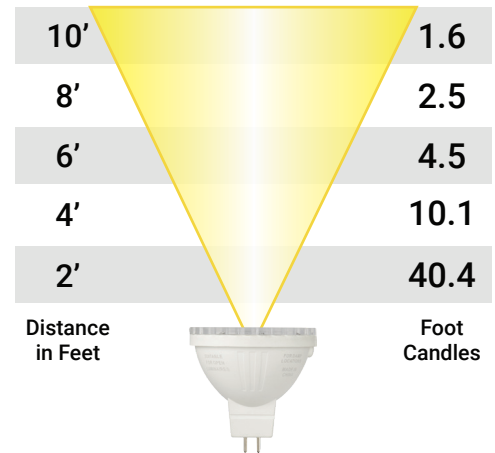
Beam Spread: 20°



MR16-30-27-ABA1-40C

Wattage: 5

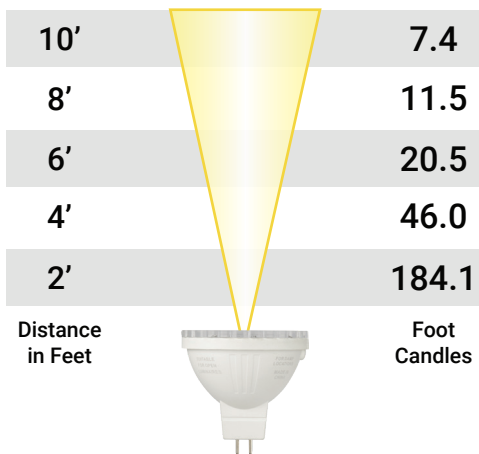
Beam Spread: 40°



MR16-30-27-ABA1-60C

Wattage: 5

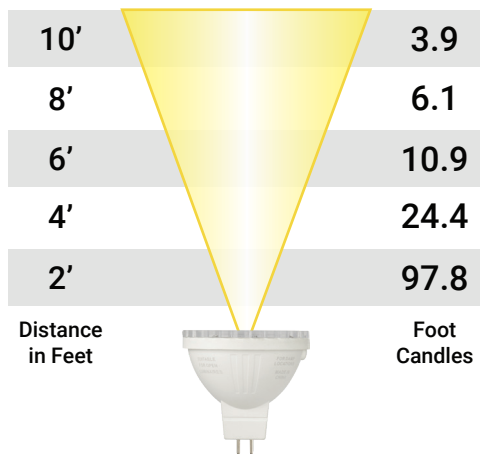
Beam Spread: 60°



MR16-30-FE1-ABA1-20C

Wattage: 5

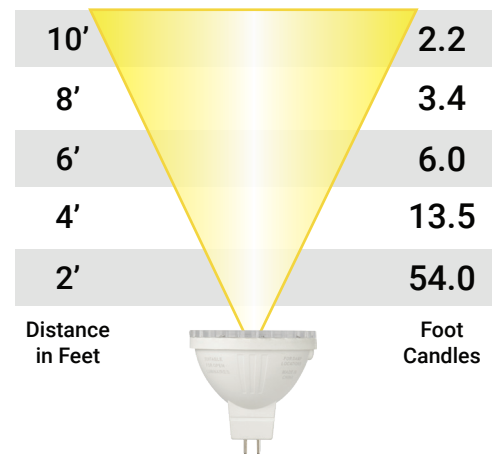
Beam Spread: 20°



MR16-30-FE1-ABA1-40C

Wattage: 5

Beam Spread: 40°



MR16-30-FE1-ABA1-60C

Wattage: 5

Beam Spread: 60°

Specifications subject to change without notice.

©Copyright 2021, AMP® Lighting, Lutz FL 33549 - All rights reserved. Patents pending.

www.amplighting.com