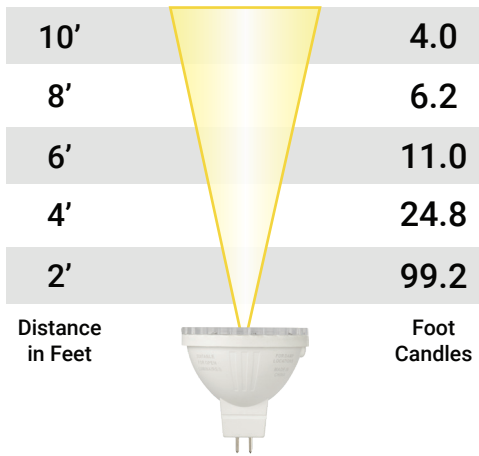




PRODUCT SPECIFICATIONS

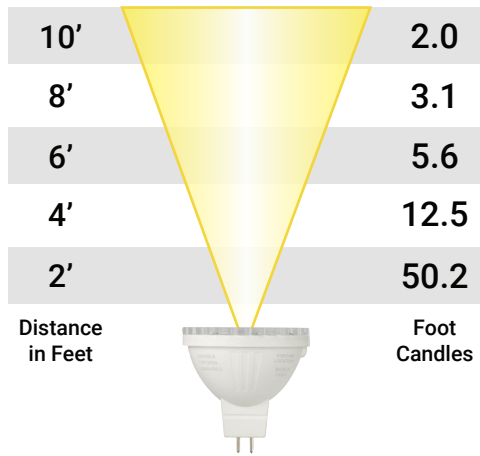
VOLT® 12V LED Lamps Single Source ABA MR16 Series



MR16-20-27-ABA1-20C

Wattage: 3

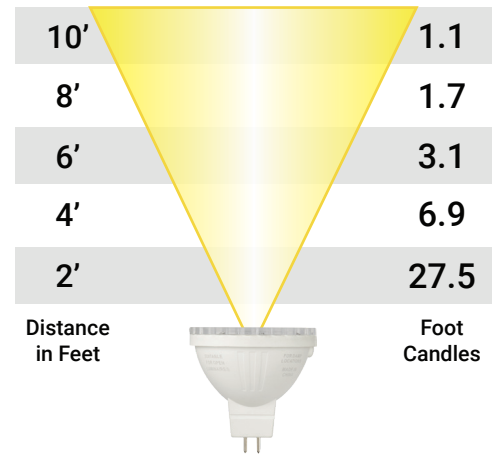
Beam Spread: 20°



MR16-20-27-ABA1-40C

Wattage: 3

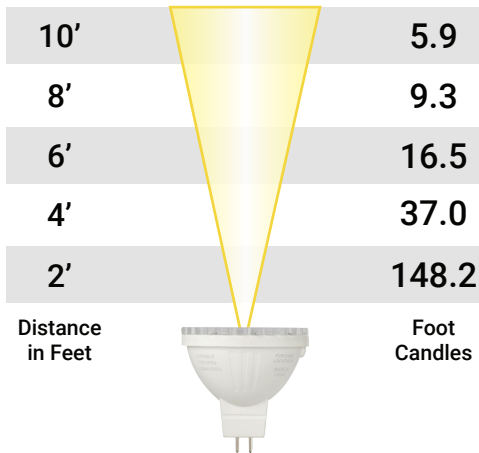
Beam Spread: 40°



MR16-20-27-ABA1-60C

Wattage: 3

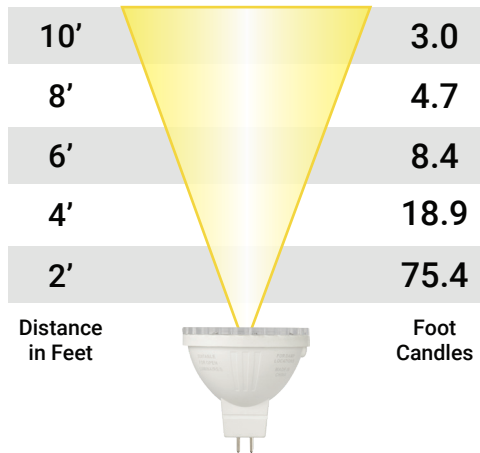
Beam Spread: 60°



MR16-30-27-ABA1-20C

Wattage: 5

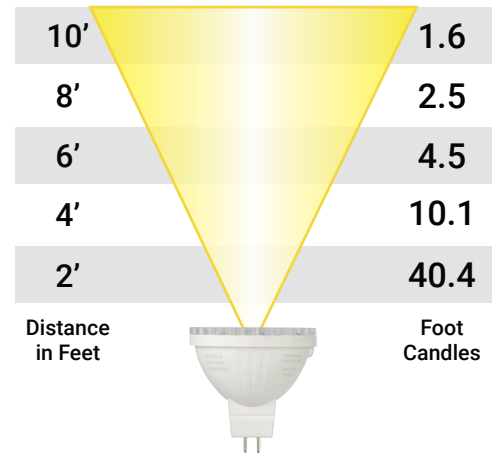
Beam Spread: 20°



MR16-30-27-ABA1-40C

Wattage: 5

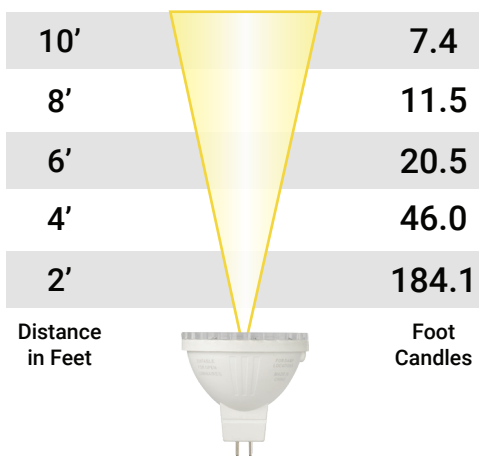
Beam Spread: 40°



MR16-30-27-ABA1-60C

Wattage: 5

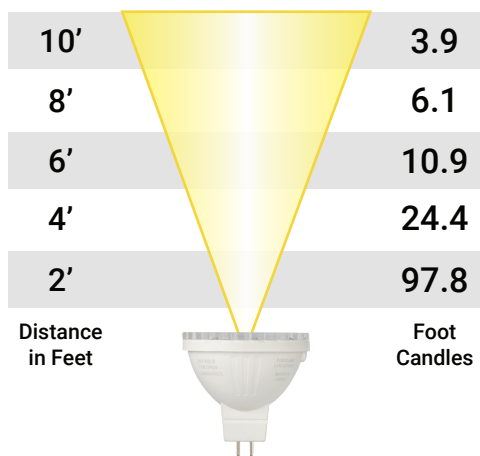
Beam Spread: 60°



MR16-30-FE1-ABA1-20C

Wattage: 5

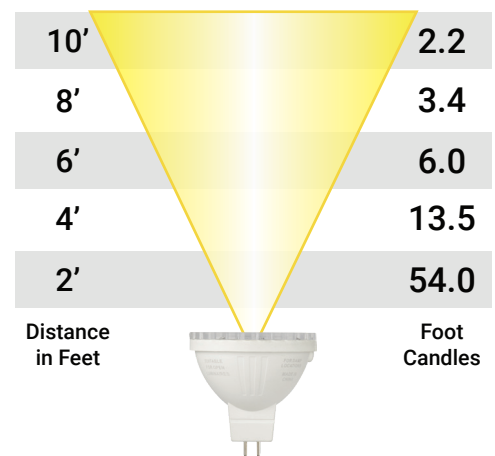
Beam Spread: 20°



MR16-30-FE1-ABA1-40C

Wattage: 5

Beam Spread: 40°



MR16-30-FE1-ABA1-60C

Wattage: 5

Beam Spread: 60°

Specifications subject to change without notice.

© Copyright 2021, VOLT® Lighting, Lutz, FL USA 33549 • All rights reserved • 813.978.3700

www.voltlighting.com