

INSTALLATION INSTRUCTIONS



VOLT® Low Voltage Landscape Lighting

VOLT® Cast Brass Round Wall Wash

VAL-1004-4-BBZ

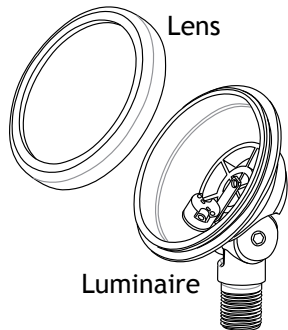
Help Hotline:

1-813-978-3700 • Mon-Fri 8am-8pm • Sat-Sun 10am - 6pm (EST)

Specifications and product details subject to change without notice.
© Copyright 2019, VOLT® Lighting, Lutz FL USA 33549 • All rights reserved.
customersupport@voltlighting.com • 813.978.3700

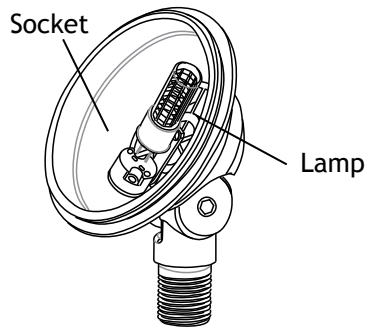


2 Remove Lens



Loosen the lens and remove it from the luminaire.

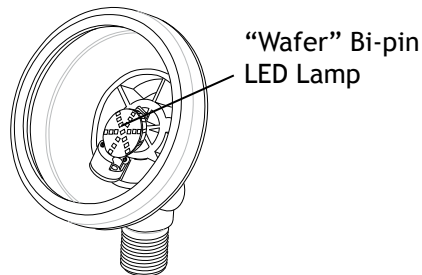
3 Install Lamp



Insert the lamp with the correct wattage and type marked on the luminaire label.

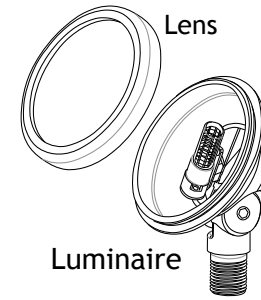
CAUTION: Do not exceed maximum wattage marked on luminaire label.

NOTE: DO NOT touch lamp with bare hands. Use soft cloth to handle lamp.



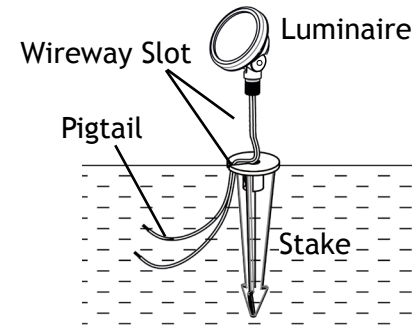
NOTE: "Wafer" bi-pin LED lamp also can be used for this luminaire.

4 Install Lens



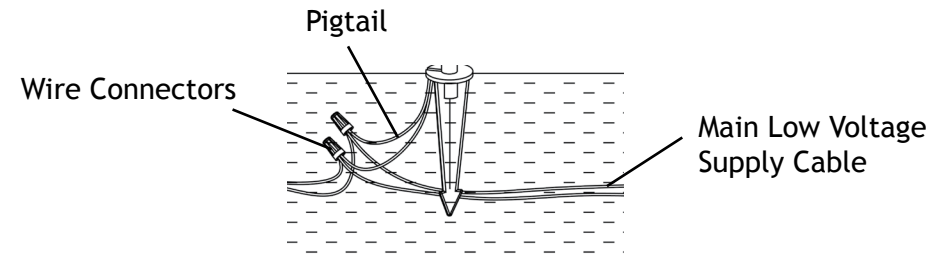
Thread the lens back onto the luminaire and hand tighten until snug.

5 Install Luminaire to Stake



Clear away an area in the ground at the wireway slot on top of the stake. Align the wireway slot on the base of the stake. Lay the luminaire pigtail into the wireway slot and screw the luminaire onto the stake. Tighten until snug to secure the base.

6 Wire Connection



Strip both leads from the luminaire pigtail. Using two wire connectors (sold separately), connect the leads from the luminaire to the main low voltage supply cable leads.

INSTALLATION INSTRUCTIONS



VOLT® Cast Brass Round Wall Wash
VAL-1004-4-BBZ

Install/Replace Lamp

Please reverse Step 6 - Step 3 to expose the Lamp and replace it with the correct wattage and type marked on the luminaire label. Reinstall Diffuser.

IMPORTANT: Lamp must be protected from moisture and dust at all times. Always reinstall diffuser when moved.



Help Hotline:

1-813-978-3700 • Mon-Fri 8am-8pm • Sat-Sun 10am - 6pm (EST)

www.voltlighting.com

Specifications and product details subject to change without notice.
© Copyright 2019, VOLT® Lighting, Lutz FL USA 33549 • All rights reserved.
customersupport@voltlighting.com • 813.978.3700

is-val-1004-ver5.pdf