



# AMP® Low Voltage Landscape Lighting

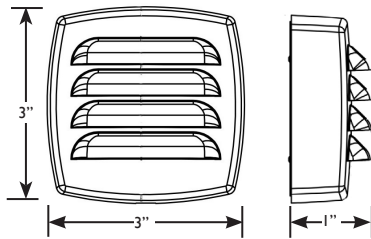
## Deck-Design Pro™ LED Deck Lights

### Product Description

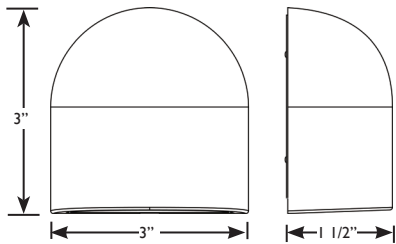
Our architectural specification deck lighting utilizes the very highest quality LED chips and drivers. This ensures consistent high quality lighting that is built to last a lifetime. With very strict 4 step binning you can rest assured that not only will all of your original AMP® lights produce perfectly matching light across all AMP® fixture families but any future fixtures added to your system will also match your original AMP® landscape lighting system.



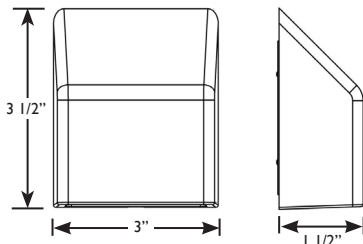
### Product Dimensions



AMP® Deck-Design Pro™  
Louvered LED Deck Light



AMP® Deck-Design Pro™  
Rounded LED Deck Light



AMP® Deck-Design Pro™  
Squared LED Deck Light

### Features & Benefits

- ▶ Solid cast brass construction
- ▶ Two finishes:
  - Antique Bronze
  - Titanium White
- ▶ Low energy consumption
  - 3.7 W per fixture
- ▶ Low Profile:
  - ideal for surface mounting on fences and stair risers
- ▶ Integrated light source
  - made with USA -made Cree® LED's
- ▶ Three Face-Plate Styles:
  - Louvered - sends light more in a forward direction than the other two styles
  - Rounded - does not project light above the horizon (full cutoff design) making it Dark Sky compliant
  - Squared - matches the visual elements of the squared posts and railings to which it is attached

PRODUCT SPECIFICATIONS



**AMP® Low Voltage Landscape Lighting**  
**Deck-Design Pro™ LED Deck Lights**

**Specifications**

- ▶ **Construction:** Cast Brass
- ▶ **Finish:** Antique Bronze and Titanium White
- ▶ **Lead Wire:** 25' 18AWG, SPT-2 premium tinned wire
- ▶ **Mounting:** 2 mounting holes (mounting hardware not included)
- ▶ **Light Source:** Integrated LED
- ▶ **Lens:** frosted, flat glass
- ▶ **Color Temperature:** 2700K
- ▶ **Color Rendering Index:** 80+
- ▶ **Life:** 60,000 hours L70
- ▶ **Operating Voltage Range:** 8-18V with decreased lumens under 12V
- ▶ **Watts:** 3.7W
- ▶ **Amps (A):** 0.4
- ▶ **Power Factor (PF):** 0.69
- ▶ **Volt Amps (VA):** 5.4
- ▶ **Powered by:** AMP® low voltage transformers

**Dimming**

Non-Dimmable

**Warranty**

Unconditional Lifetime Warranty

**Certifications**



**LISTED** File # E466348



Item Number	Finish	Shape	Lumens (lm)
ADL-6001-BZ	Antique Bronze	Rounded	25
ADL-6001-WH	Titanium White	Rounded	30
ADL-6002-BZ	Antique Bronze	Louvered	25
ADL-6002-WH	Titanium White	Louvered	35
ADL-6003-BZ	Antique Bronze	Squared	35
ADL-6003-WH	Titanium White	Squared	30

**Ordering Information**

Example: Order # ADL-6001-BZ

ADL	-6001	-BZ
Family	Shape	Finish
ADL = AMP® Deck-Design Pro™ Deck Lights	6001 = Rounded 6002 = Louvered 6003 = Squared	BZ = Antique Bronze WH = Titanium White

**Specifications subject to change without notice.**